


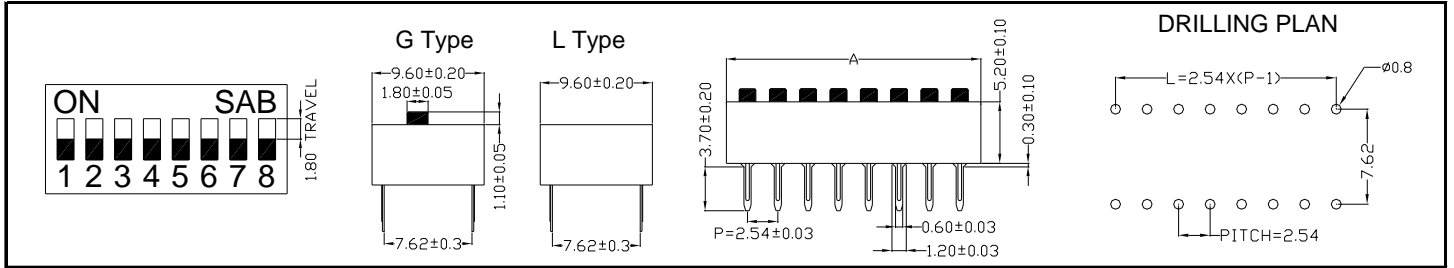


Features

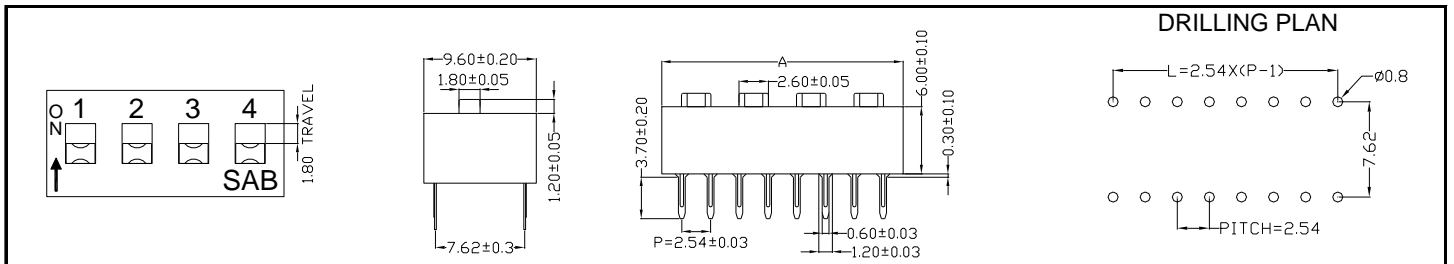
- ◆ Gold-plated contact points & double movable contacts to ensure reliability and longer life expectancy
- ◆ Unique twin suspended springs offer high resistance to physical shock & vibration
- ◆ Clear ON/OFF actuation clicks



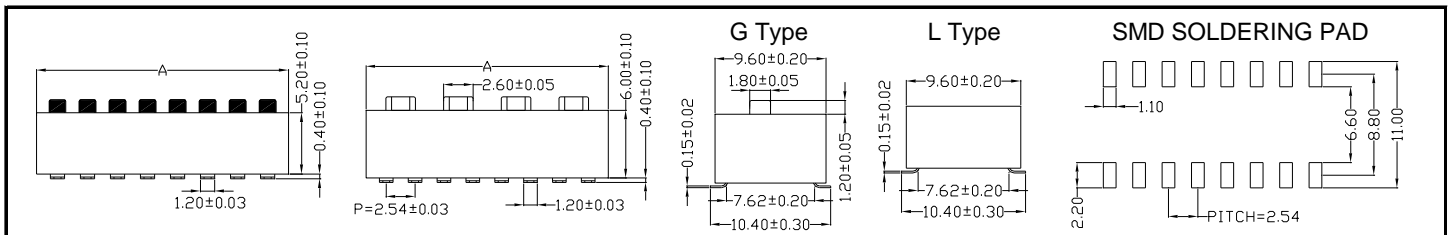
BSE



BS2F



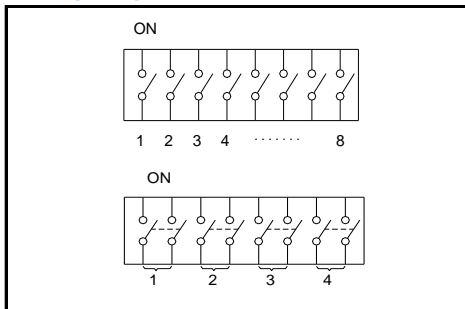
BSM/BSM2F



Specifications

- ◆ Contact Rating
 - Switching 25mA, 24VDC
 - Non-Switching 100mA, 50VDC
- ◆ Contact Resistance
 - Initial 50mΩ Max
 - After Life Test 100mΩ Max.
- ◆ Insulation Resistance 100MΩ min at 500VDC
- ◆ Dielectric Strength 500VAC/ 1 minute
- ◆ Operating Force..... 1,000g Max
- ◆ Mechanical Life..... 5,000 cycles
- ◆ Electrical Life..... 2,000 cycles

Wiring Diagram



Materials

- ◆ **Cover:** Thermoplastic UL 94-HB or V-0, Blue/Red/Black
- ◆ **Base:** Thermoplastic UL 94-HB or V-0, Black
- ◆ **Actuator:** Thermoplastic UL 94-HB, White
- ◆ **Contact:** Copper Alloy, Gold-plated
- ◆ **Terminal:** Copper Alloy, Pure-Tin-plated
- ◆ **Tape Sealed:** Polyester Film

Packaging Information

- ◆ Tape & Reel: BSM
- ◆ Tube: BSE/ BS2F
- ◆ Actuators all in "OFF" position

P/N	No. Of Pole	Dim. A	Quantity per Tube
BSE/BSM01	1	3.54mm	148
BSE/BSM02	2	6.08mm	85
BSE/BSM03	3	8.62mm	61
BSE/BSM04	4	11.16mm	47
BSE/BSM05	5	13.70mm	38
BSE/BSM06	6	16.24mm	32
BSE/BSM07	7	18.78mm	28
BSE/BSM08	8	21.32mm	24
BSE/BSM09	9	23.86mm	22
BSE/BSM10	10	26.40mm	20
BSE/BSM12	12	31.48mm	16
BS2F01	1	6.08mm	85
BS2F02	2	11.16mm	47
BS2F03	3	16.24mm	32
BS2F04	4	21.32mm	24
BS2F05	5	26.40mm	20
BS2F06	6	31.48mm	16

Order Information

