

TECHNICAL DATA OF T4012A1(PLASTIC CASE)

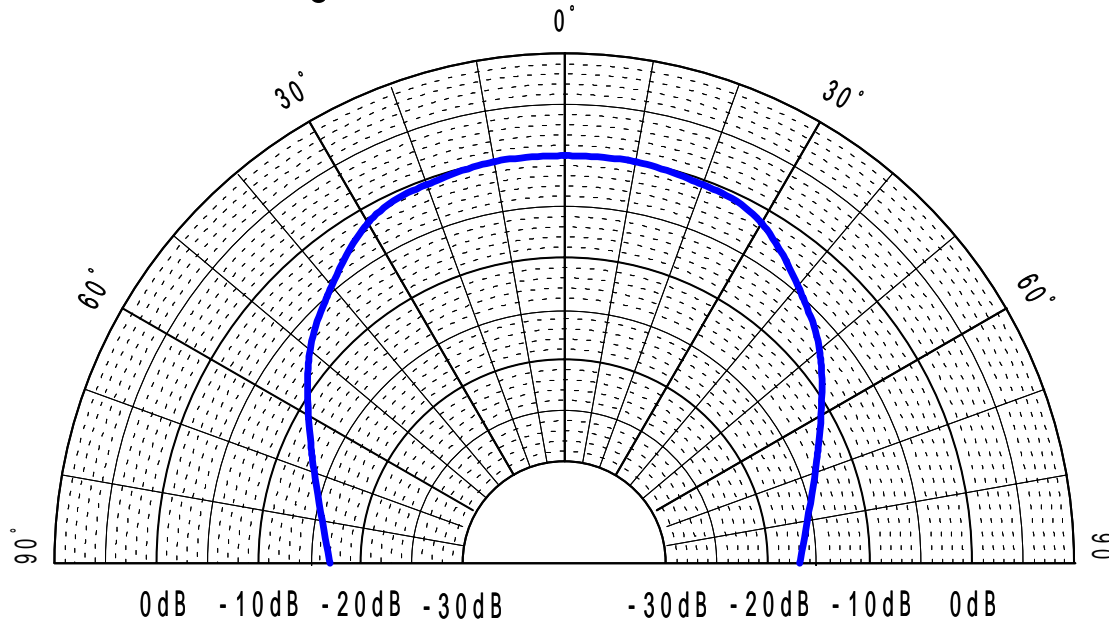
(1) Electrical Characteristics

Part Number		T4012A1 Transmitter
1	S.P.L. at 40kHz (dB) (TYP.) (min. ~ max.)	119.3 118.2 ~ 120.4
2	Resonant Frequency (kHz) (TYP.) (min. ~ max.)	40.0 39.9 ~ 40.2
3	Resonant Impedance () (TYP.) (min. ~ max.)	700 650 ~ 760
4	Capacitance at 1kHz (pF) (TYP.) (min. ~ max.)	1740 1650 ~ 1840
Samples (pcs)		10

S.P.L.: 0dB=0.0002 μbar, Input Voltage 10Vrms, Distance 30cm

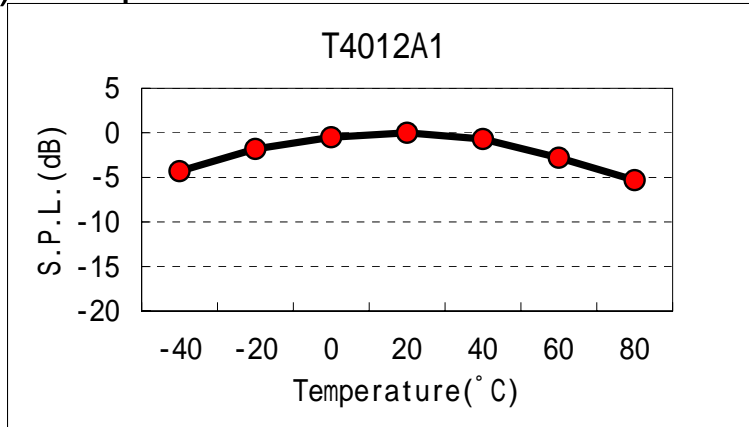
(2) Directivity

-6dB Full Angle : 85°

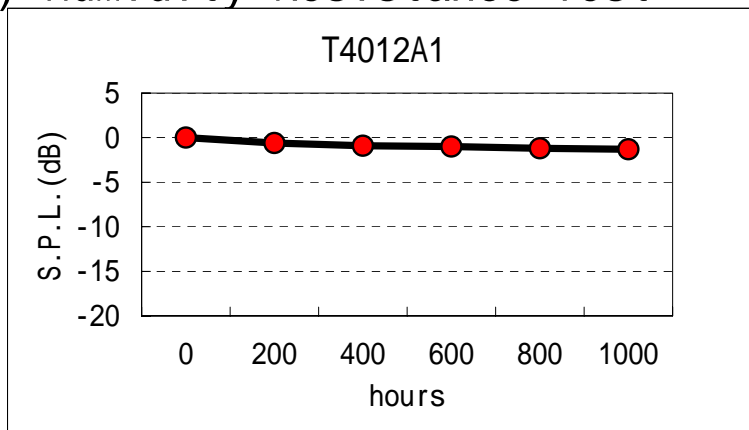


(3) Environmental Characteristics

(a) Temperature Characteristics

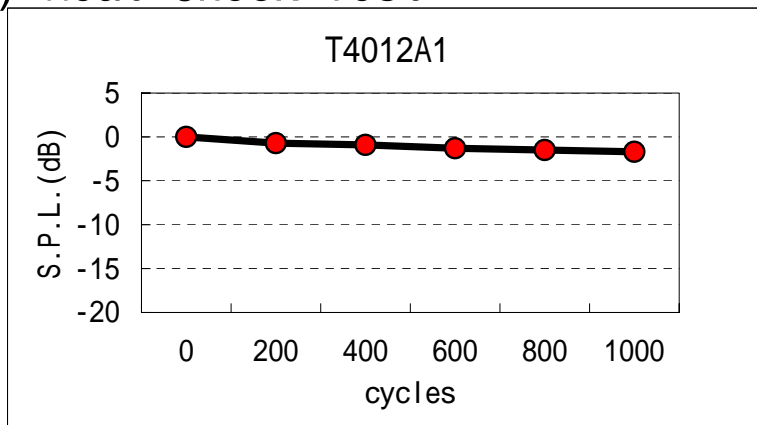


(b) Humidity Resistance Test



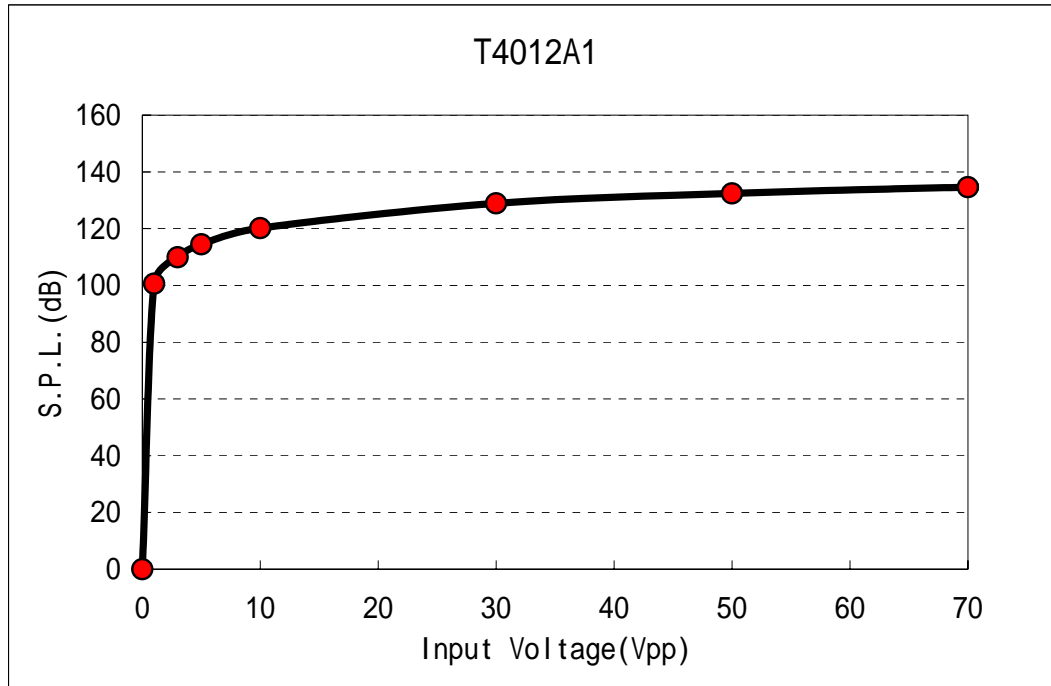
$40 \pm 2^\circ \text{C}$
 90 ~ 95%RH
 1000hours

(c) Heat Shock Test



With -30°C (1hr)
 and 85°C (1hr)
 as one cycle.
 1000cycles

(4) Input Voltage/S.P.L. Characteristics



40kHz 12 Transmitter

