



RoHS

FL2D-XX-XXX Series Common Mode Filter

This model applies to analog Circuit which is noise-sensitive. FL2D-XX-XXX put on to the input of module can substantially reduce the ripple and noise of the output module. ,and it can substantially improve the EMS performance

FEATURES

1. Compact size
2. Low Temperature Rise

SELECTION GUIDE

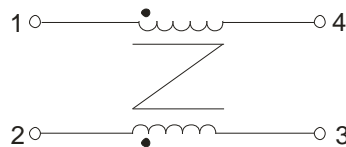
Model	Inductance (μH) (typ)	Current (A)(max)	DCR(mΩ) (typ)	Weight (g) (typ)	Size(L*W*H) (max)
FL2D-Z5-103	10000*2	0.5	500*2	3.5	See Figure 1
FL2D-Z5-153	15000*2	0.5	600*2	3.5	See Figure 1
FL2D-10-102	1000*2	1	50*2	3.5	See Figure 1
FL2D-10-222	2200*2	1	60*2	3.5	See Figure 1
FL2D-10-332	3300*2	1	80*2	3.5	See Figure 1
FL2D-10-472	4700*2	1	140*2	6.5	See Figure 2
FL2D-10-682	6800*2	1	160*2	6.5	See Figure 2
FL2D-10-822	8200*2	1	180*2	6.5	See Figure 2
FL2D-30-102	1000*2	3	40*2	3.5	See Figure 1
FL2D-30-222	2200*2	3	42*2	3.5	See Figure 1

COMMON SPECIFICATIONS

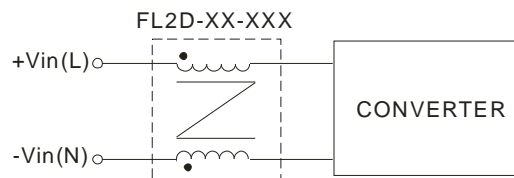
Item	Test Conditions	Min.	Typ.	Max.	Unit
Inductance error range	fo=10KHz, Uo=0.1V	-35	--	--	%
Withstand voltage	Leakage current Io=1mA	--	--	2000	VDC
Storage Humidity		--	--	95	%
Operating Temperature		-40	--	85	°C
Storage Temperature		-55	--	125	
Soldering Temperature	1.5mm from skeleton for 10 seconds	--	--	300	

Note: All specifications measured at Ta=25°C, humidity<75% unless otherwise specified.

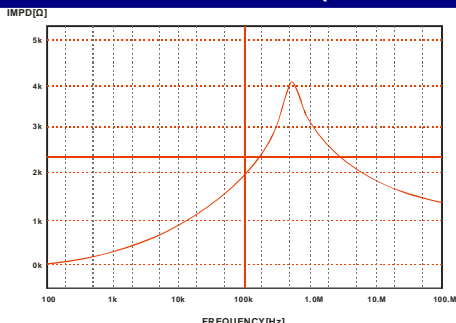
INSIDE SCHEMATIC



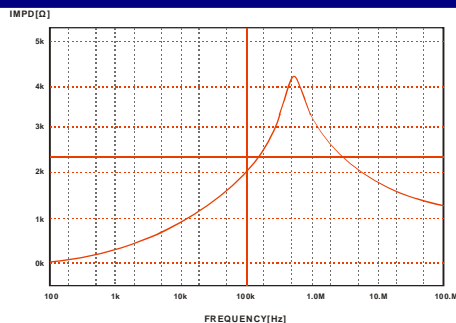
APPLY CIRCUIT



ATTENUATION SPECIFICATIONS(REFERENCE VALUE)



FL2D-10-222 Impedance VS Frequency



FL2D-30-222 Impedance VS Frequency

OUTLINE DIMENSIONS

Figure 1

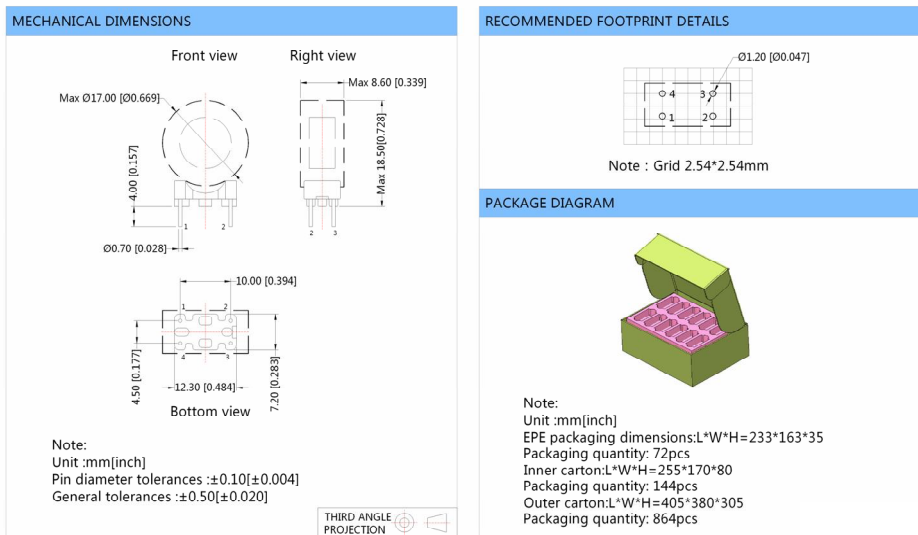
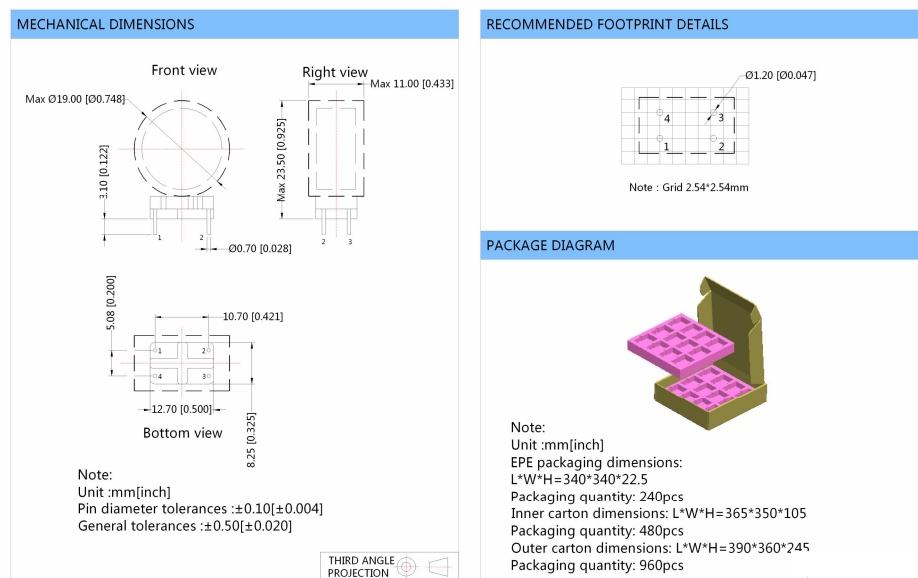


Figure 2



MORNSUN Science & Technology Co.,Ltd.

Address: No. 5, Kehui St. 1, Kehui development center, Science Ave., Guangzhou Science City, Luogang district, Guangzhou, P.R.China.

Tel: 86-20-38601850

Fax: 86-20-38601272

E-mail: info@mornsun.cn

Http://www.mornsun-power.com

The copyright and authority for the interpretation of the products are reserved by MORNSUN

Specifications subject to change without prior notice

FL2D-XX-XXX

2013.05.27-A/2

Page 2 of 2