




**ATTENTION**  
OBSERVE PRECAUTIONS  
FOR HANDLING  
ELECTROSTATIC  
DISCHARGE  
SENSITIVE  
DEVICES

**HL-PST-1608H203BC**

**BLUE**



**Features**

- 0603 pack.
- Low power consumption.
- Wide viewing angle.
- Compatible with infrared and vapor phase reflow solder process.
- Package: 4000pcs/ reel .

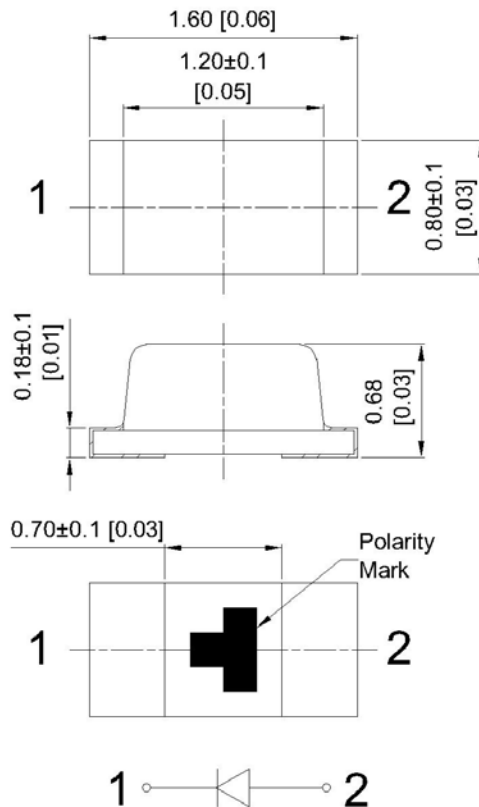
**Description**

This devices are made with TS GaN.

**Applications**

- Indicator and backlighting in telephone and fax.
- Flat backlight for LCD.
- Switch and symbol.
- General use.

**Package Dimensions**



Notes:

1. All dimension units are millimeters.
2. All dimension tolerance is ±0.2mm unless otherwise noted.

**Selection Guide**

Part No.	Dice	Lens Type	Iv (mcd) @ 20mA		Viewing Angle
			Min.	Typ.	2θ1/2
HL-PST-1608H203BC	BLUE (GaN)	WATER CLEAR	125	160	120°

Note:

1. θ1/2 is the angle from optical centerline where the luminous intensity is 1/2 the optical centerline value.
2. Tolerance of luminous Intensity±10%.

**Electrical / Optical Characteristics at TA=25°C**

Symbol	Parameter	Device	Min.	Typ.	Units	Test Conditions
λD	Dominate Wavelength	Blue	465	470	nm	IF=20mA
C	Capacitance	Blue		110	pF	VF=0V;f=1MHz
VF	Forward Voltage	Blue	3.0	3.2	V	IF=20mA
IR	Reverse Current	Blue		5	uA	VR = 5V

**Absolute Maximum Ratings at TA=25°C**

Parameter	Blue	Units
Power dissipation	114	mW
DC Forward Current	30	mA
Peak Forward Current [1]	160	mA
Reverse Voltage	5	V
Operating Temperature	-40°C To +85°C	
Storage Temperature	-40°C To +100°C	

Note:

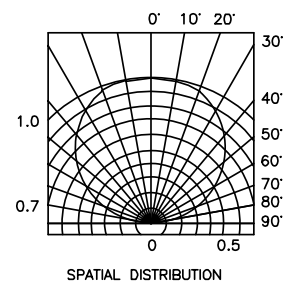
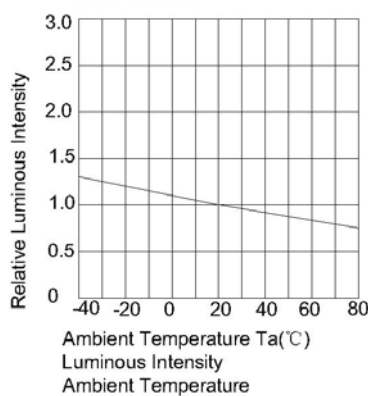
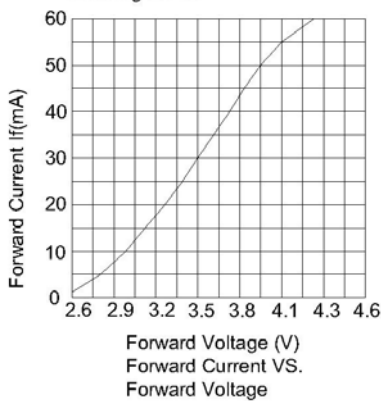
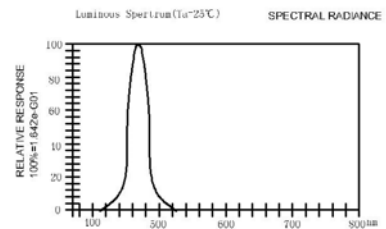
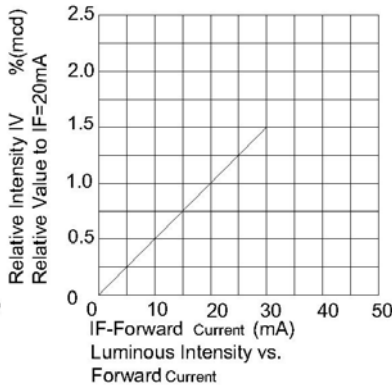
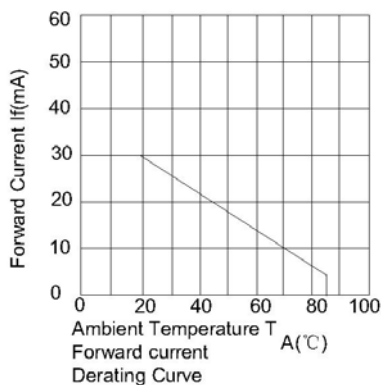
1. 1/10 Duty Cycle, 0.1ms Pulse Width.

**Blue**
**HL-PST-1608H203BC**
**Reliability Test Items And Conditions**

 The reliability of products shall be satisfied with items listed below.  
 Confidence level :90%                      LTPD :10%

No.	Items	Test Condition	Test Hours/Cycles	Sample Size	Ac/Rc
1	Reflow	Temp:260°C max T=5 sec max.	1times.	22Pcs.	0/1
2	Temperature Cycle	100°C±5°C 30 min. ↑↓5 min -40°C±5°C 30 min.	100 Cycles	22Pcs.	0/1
3	Thermal Shock	100°C±5°C 5 min. ↑↓ -40°C±5°C 5 min.	100 Cycles	22Pcs.	0/1
4	High Temperature Storage	Temp.:100°C±5°C	1000Hrs.	22Pcs.	0/1
5	Low Temperature Storage	Temp.: -40°C±5°C	1000Hrs.	22Pcs.	0/1
6	DC Operating Life	Ta=25°C±5°C IF=20mA	1000Hrs.	22Pcs.	0/1
7	High Temperature/High Humidity	85°C±5°C/ 85%RH IF=5mA	1000Hrs.	22Pcs.	0/1

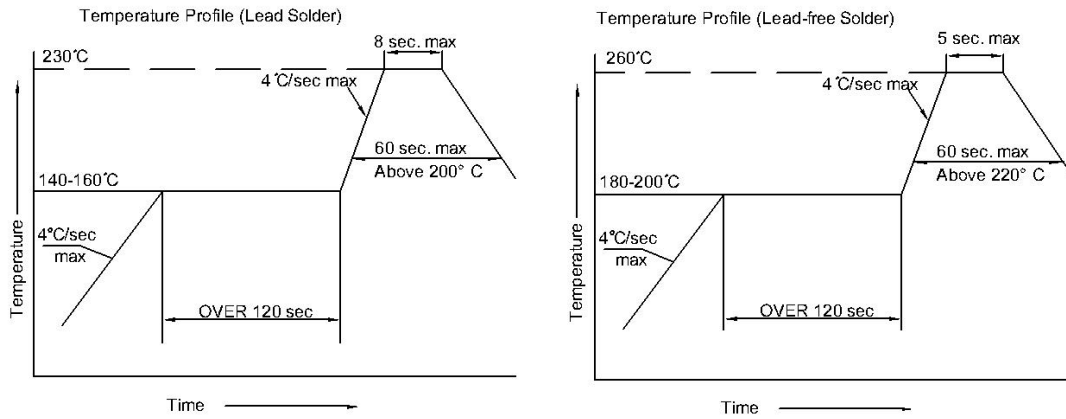
\*The technical information shown in the data sheets are limited to the typical characteristics and circuit examples of the referenced products. It does not constitute the warranting of industrial property nor the granting of any license.



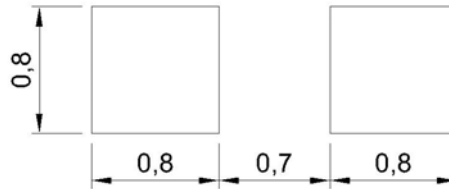
### HL-PST-1608H203BC

#### SMT Reflow Soldering Instructions

Number of reflow process shall be less than 2 times and cooling process to normal temperature is required between first and second soldering process.



#### Recommended Soldering Pattern (Units : mm)



#### Tape Specifications (Units : mm)

