


SS8550

2W Output Amplifier of Portable Radios in Class B Push-pull Operation

Features

- Complimentary to SS8050
- Collector Current: $I_C=1.5A$
- Collector Power Dissipation: $P_C=1W$ ($T_C=25^\circ C$)



Absolute Maximum Ratings $T_a=25^\circ C$ unless otherwise noted

| Symbol | Parameter | Ratings | Units |
|-----------|-----------------------------|-----------|------------|
| V_{CBO} | Collector-Base Voltage | -40 | V |
| V_{CEO} | Collector-Emitter Voltage | -25 | V |
| V_{EBO} | Emitter-Base Voltage | -6 | V |
| I_C | Collector Current | -1.5 | A |
| P_C | Collector Power Dissipation | 1 | W |
| T_J | Junction Temperature | 150 | $^\circ C$ |
| T_{STG} | Storage Temperature | -65 ~ 150 | $^\circ C$ |

Electrical Characteristics $T_a=25^\circ C$ unless otherwise noted

| Symbol | Parameter | Test Condition | Min. | Typ. | Max. | Units |
|---------------|--------------------------------------|--|------|-------|------|-------|
| BV_{CBO} | Collector-Base Breakdown Voltage | $I_C = -100\mu A, I_E = 0$ | -40 | | | V |
| BV_{CEO} | Collector-Emitter Breakdown Voltage | $I_C = -2mA, I_B = 0$ | -25 | | | V |
| BV_{EBO} | Emitter-Base Breakdown Voltage | $I_E = -100\mu A, I_C = 0$ | -6 | | | V |
| I_{CBO} | Collector Cut-off Current | $V_{CB} = -35V, I_E = 0$ | | | -100 | nA |
| I_{EBO} | Emitter Cut-off Current | $V_{EB} = -6V, I_C = 0$ | | | -100 | nA |
| h_{FE1} | DC Current Gain | $V_{CE} = -1V, I_C = -5mA$ | 45 | 170 | | |
| h_{FE2} | | $V_{CE} = -1V, I_C = -100mA$ | 85 | 160 | 300 | |
| h_{FE3} | | $V_{CE} = -1V, I_C = -800mA$ | 40 | 80 | | |
| $V_{CE(sat)}$ | Collector-Emitter Saturation Voltage | $I_C = -800mA, I_B = -80mA$ | | -0.28 | -0.5 | V |
| $V_{BE(sat)}$ | Base-Emitter Saturation Voltage | $I_C = -800mA, I_B = -80mA$ | | -0.98 | -1.2 | V |
| $V_{BE(on)}$ | Base-Emitter on Voltage | $V_{CE} = -1V, I_C = -10mA$ | | -0.66 | -1.0 | V |
| C_{ob} | Output Capacitance | $V_{CB} = -10V, I_E = 0$ $f = 1MHz$ | | 15 | | pF |
| f_T | Current Gain Bandwidth Product | $V_{CE} = -10V, I_C = -50mA$ | 100 | 200 | | MHz |

h_{FE} Classification

| Classification | B | C | D |
|----------------|----------|-----------|-----------|
| h_{FE2} | 85 ~ 160 | 120 ~ 200 | 160 ~ 300 |

Typical Performance Characteristics

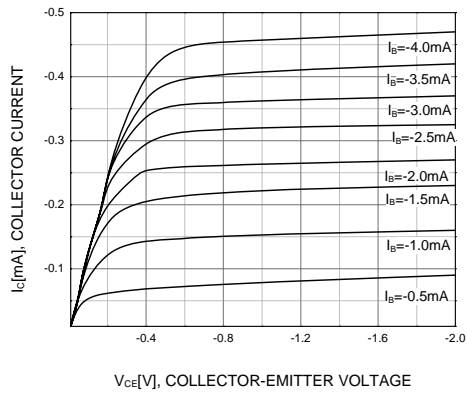


Figure 1. Static Characteristic

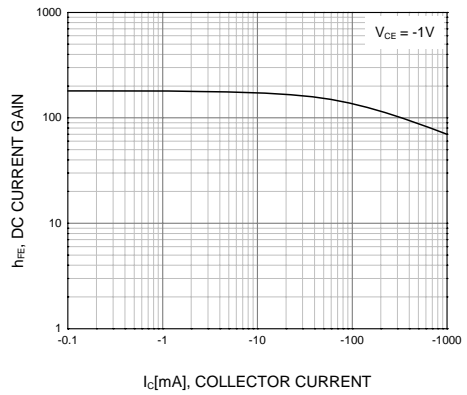


Figure 2. DC current Gain

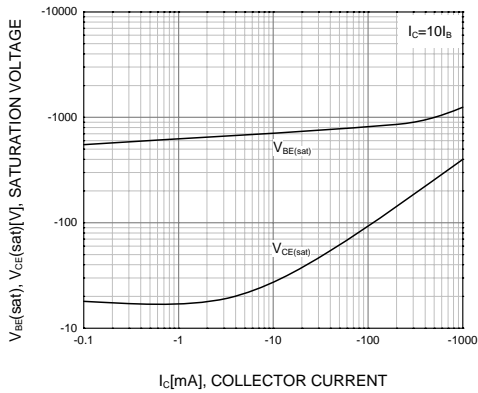


Figure 3. Base-Emitter Saturation Voltage
Collector-Emitter Saturation Voltage

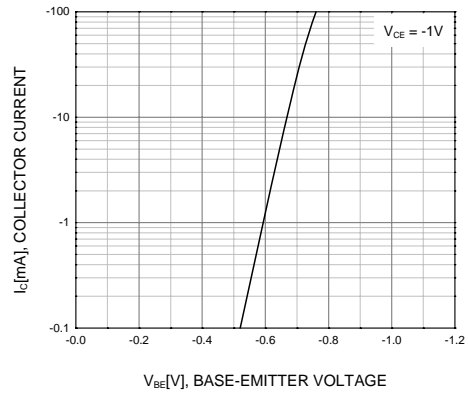


Figure 4. Base-Emitter On Voltage

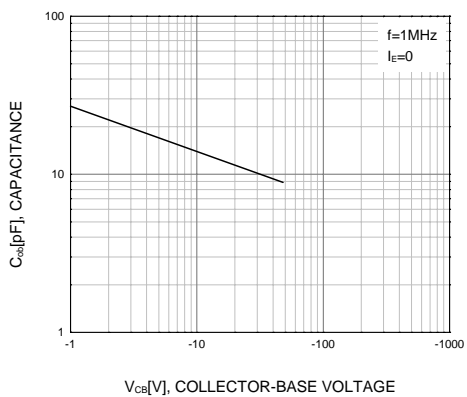


Figure 5. Collector Output Capacitance

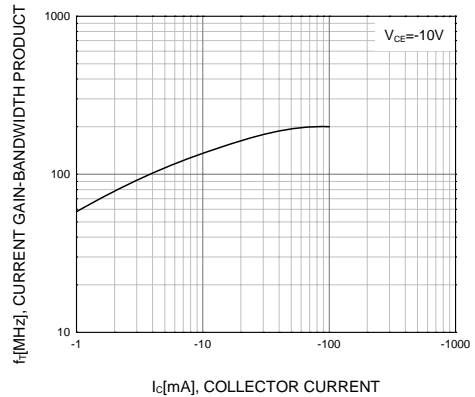








Figure 6. Current Gain Bandwidth Product



TRADEMARKS

The following includes registered and unregistered trademarks and service marks, owned by Fairchild Semiconductor and/or its global subsidiaries, and is not intended to be an exhaustive list of all such trademarks.

- | | | | |
|---|---|---|---|
| ACEx [®] | FPST [™] | PDP-SPM [™] | The Power Franchise [®] |
| Build it Now [™] | F-PFS [™] | Power-SPM [™] |  |
| CorePLUS [™] | FRFET [®] | PowerTrench [®] | TinyBoost [™] |
| CorePOWER [™] | Global Power Resource SM | Programmable Active Droop [™] | TinyBuck [™] |
| CROSSVOLT [™] | Green FPST [™] | QFET [®] | TinyLogic [®] |
| CTL [™] | Green FPST [™] e-Series [™] | QS [™] | TINYOPTO [™] |
| Current Transfer Logic [™] | GTO [™] | Quiet Series [™] | TinyPower [™] |
| EcoSPARK [®] | IntelliMAX [™] | RapidConfigure [™] | TinyPWM [™] |
| EfficientMax [™] | ISOPLANAR [™] | Saving our world, 1mW at a time [™] | TinyWire [™] |
| EZSWITCH [™] * | MegaBuck [™] | SmartMax [™] | μSerDes [™] |
|  | MICROCOUPLER [™] | SMART START [™] |  |
|  | MicroFET [™] | SPM [®] | UHC [®] |
| Fairchild [®] | MicroPak [™] | STEALTH [™] | Ultra FRFET [™] |
| Fairchild Semiconductor [®] | MillerDrive [™] | SuperFET [™] | UniFET [™] |
| FACT Quiet Series [™] | MotionMax [™] | SuperSOT [™] -3 | VCX [™] |
| FACT [®] | Motion-SPM [™] | SuperSOT [™] -6 | VisualMax [™] |
| FAST [®] | OPTOLOGIC [®] | SuperSOT [™] -8 | |
| FastvCore [™] | OPTOPLANAR [®] | SupreMOS [™] | |
| FlashWriter [®] * |  | SyncFET [™] | |
| | |  | |

* EZSWITCH[™] and FlashWriter[®] are trademarks of System General Corporation, used under license by Fairchild Semiconductor.

DISCLAIMER

FAIRCHILD SEMICONDUCTOR RESERVES THE RIGHT TO MAKE CHANGES WITHOUT FURTHER NOTICE TO ANY PRODUCTS HEREIN TO IMPROVE RELIABILITY, FUNCTION, OR DESIGN. FAIRCHILD DOES NOT ASSUME ANY LIABILITY ARISING OUT OF THE APPLICATION OR USE OF ANY PRODUCT OR CIRCUIT DESCRIBED HEREIN; NEITHER DOES IT CONVEY ANY LICENSE UNDER ITS PATENT RIGHTS, NOR THE RIGHTS OF OTHERS. THESE SPECIFICATIONS DO NOT EXPAND THE TERMS OF FAIRCHILD'S WORLDWIDE TERMS AND CONDITIONS, SPECIFICALLY THE WARRANTY THEREIN, WHICH COVERS THESE PRODUCTS.

LIFE SUPPORT POLICY

FAIRCHILD'S PRODUCTS ARE NOT AUTHORIZED FOR USE AS CRITICAL COMPONENTS IN LIFE SUPPORT DEVICES OR SYSTEMS WITHOUT THE EXPRESS WRITTEN APPROVAL OF FAIRCHILD SEMICONDUCTOR CORPORATION.

As used herein:

1. Life support devices or systems are devices or systems which, (a) are intended for surgical implant into the body or (b) support or sustain life, and (c) whose failure to perform when properly used in accordance with instructions for use provided in the labeling, can be reasonably expected to result in a significant injury of the user.
2. A critical component in any component of a life support, device, or system whose failure to perform can be reasonably expected to cause the failure of the life support device or system, or to affect its safety or effectiveness.

PRODUCT STATUS DEFINITIONS

Definition of Terms

| Datasheet Identification | Product Status | Definition |
|--------------------------|-----------------------|--|
| Advance Information | Formative / In Design | This datasheet contains the design specifications for product development. Specifications may change in any manner without notice. |
| Preliminary | First Production | This datasheet contains preliminary data; supplementary data will be published at a later date. Fairchild Semiconductor reserves the right to make changes at any time without notice to improve design. |
| No Identification Needed | Full Production | This datasheet contains final specifications. Fairchild Semiconductor reserves the right to make changes at any time without notice to improve the design. |
| Obsolete | Not In Production | This datasheet contains specifications on a product that is discontinued by Fairchild Semiconductor. The datasheet is for reference information only. |

Rev. I34