

DAM-2 SERIES, 2WATT, 1KVDC, ISOLATED, UNREGULATED

FEATURES:

- ✓ 1000Vdc isolation voltage
- ✓ Single, dual and isolated twin output models
- ✓ High efficiency, and low ripple & noise
- ✓ Operating temperature range -40°C to +85°C
- ✓ 3 year warranty



Model	Input voltage (Vdc)	Output voltage (Vdc)	Output current (mA)		Efficiency Typ.
			Min.	Max.	
DAM2-0510	5(4.5~5.5)	3.3	40	400	74%
DAM2-0511		5	40	400	81%
DAM2-0512		9	22.2	222	84%
DAM2-0513		12	16.6	166	83%
DAM2-0514		15	13.3	133	84%
DAM2-0515		24	8.3	83	80%
DAM2-0521		±5	20	200	82%
DAM2-0522		±9	11.1	111	85%
DAM2-0523		±12	8.3	83	86%
DAM2-0524		±15	6.7	67	82%
DAM2-0501		5, 5	20	200	78%
DAM2-0502		9, 9	11.1	111	82%
DAM2-0503		12, 12	8.3	83	82%
DAM2-0504		15, 15	6.7	67	80%
<hr/>					
DAM2-1211	12(10.8~13.2)	5	40	400	81%
DAM2-1212		9	22.2	222	82%
DAM2-1213		12	16.6	166	85%
DAM2-1214		15	13.3	133	82%
DAM2-1215		24	8.3	83	87%
DAM2-1221		±5	20	200	81%
DAM2-1222		±9	11.1	111	84%
DAM2-1223		±12	8.3	83	86%
DAM2-1224		±15	6.7	67	82%
DAM2-1201		5, 5	20	200	81%
DAM2-1202		9, 9	11.1	111	81%
DAM2-1203		12, 12	8.3	83	84%
DAM2-1204		15, 15	6.7	67	80%

DAM-2 SERIES, 2WATT, 1KVDC, ISOLATED, UNREGULATED

Model	Input voltage (Vdc)	Output voltage (Vdc)	Output current (mA)		Efficiency Typ.
			Min.	Max.	
DAM2-2411	24(21.6~26.4)	5	40	400	80%
DAM2-2412		9	22.2	222	83%
DAM2-2413		12	16.6	166	84%
DAM2-2414		15	13.3	133	84%
DAM2-2415		24	8.3	83	84%
DAM2-2421		±5	20	200	80%
DAM2-2422		±9	11.1	111	84%
DAM2-2423		±12	8.3	83	84%
DAM2-2424		±15	6.7	67	84%
DAM2-2401		5, 5	20	200	78%
DAM2-2402		9, 9	11.1	111	84%
DAM2-2403		12, 12	8.3	83	86%
DAM2-2404		15, 15	6.7	67	86%

Notes: Other input and output models may available on request.

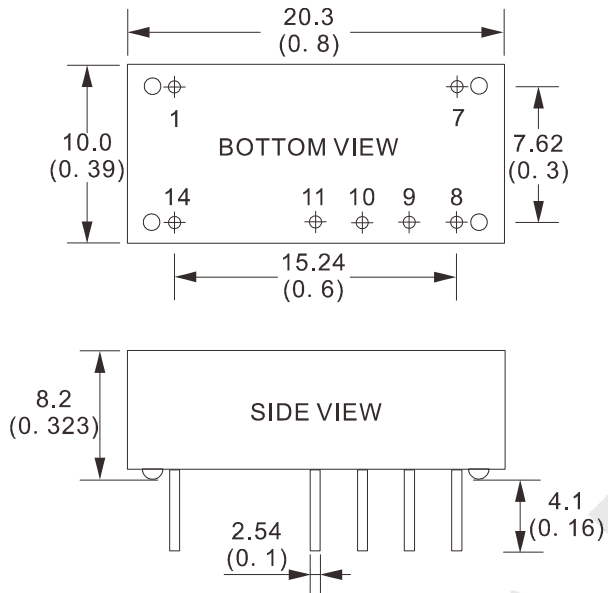
ELECTRICAL

Line regulation	---	1.2% max.
Load regulation	10% ~ 100% full load	15% max.
Isolation voltage	Leakage current < 1mA/1min.	1000Vdc min.
Isolation resistance	Test at 500VDC	1000mΩ min.
Switching frequency	---	100KHz typ.
Ripple & noise	Bend width 20MHz	150mVp-p max.
Temperature coefficient	Rated load	±0.03%/°C
Operating temperature range	---	-40°C to +85°C
Storage temperature range	---	-55°C to +125°C
Short circuit protection	---	1S
MTBF	---	3500KHrs
Weight	---	2.5g

Notes: All the parameters are measured at 25°C ambient temperature, humidity < 75%, nominal input voltage, full load and after warm-up, unless otherwise specified.

DAM-2 SERIES, 2WATT, 1KVDC, ISOLATED, UNREGULATED

MECHANICAL



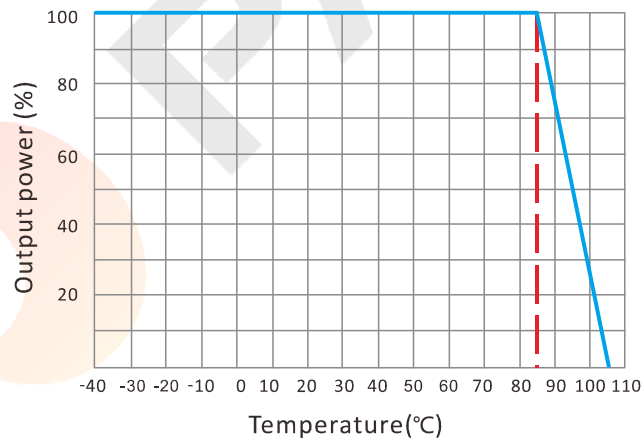
CONNECTION

PIN #	ISOLATED		
	SINGLE	DUAL	TWIN
1	GND	GND	GND
7	NC	NC	NC
8	0V	0V	+Vo2
9	+Vo	+Vo	0V2
10	No Pin	No Pin	+Vo1
11	-Vo	No Pin	0V1
14	+Vin	+Vin	+Vin

Note:

* Unit is mm(inch).

ELECTRICAL CURVE

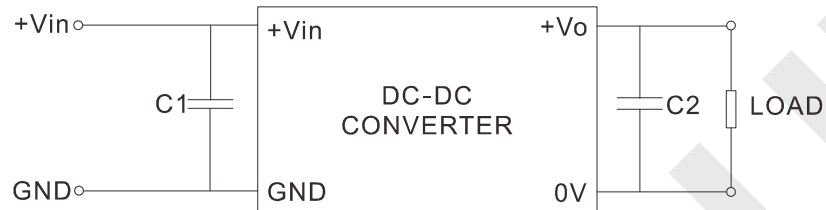


DAM-2 SERIES, 2WATT, 1KVDC, ISOLATED, UNREGULATED

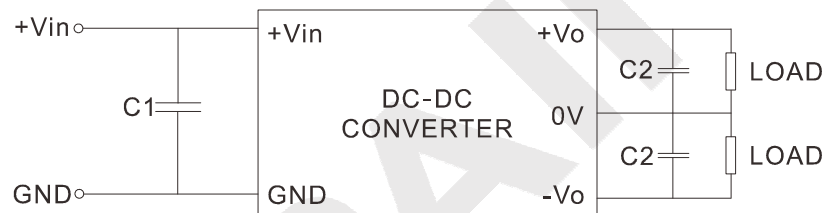
NOTE

RECOMMENDED TEST AND APPLICATION CIRCUIT

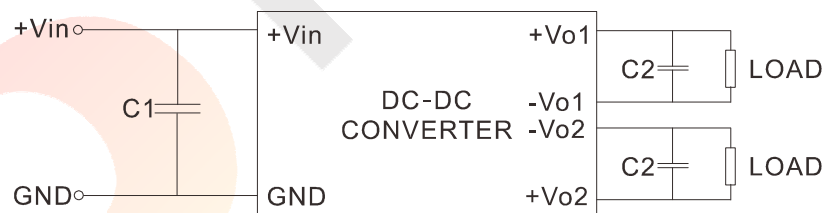
SINGLE OUTPUT



DUAL OUTPUT



TWIN ISOLATED OUTPUT



CAPACITOR SELECTION

INPUT VOLTAGE	C1	SINGLE OUTPUT	C2	DUAL OUTPUT	C2	ISOLATED TWIN OUTPUT	C2
5VDC	4.7 μ F	3.3VDC	10 μ F	\pm 5VDC	4.7 μ F	5, 5VDC	4.7 μ F
12VDC	2.2 μ F	5VDC	10 μ F	\pm 9VDC	2.2 μ F	9, 9VDC	2.2 μ F
24VDC	1.0 μ F	9VDC	4.7 μ F	\pm 12VDC	1.0 μ F	12, 12VDC	1.0 μ F
--	--	12VDC	2.2 μ F	\pm 15VDC	0.47 μ F	15, 15VDC	0.47 μ F
--	--	15VDC	1.0 μ F	--	--	--	--
--	--	24VDC	0.47 μ F	--	--	--	--